

**Neighborhood
Gardens
Trust**

NGT Garden Intake Application Form

Please complete and return to: Jenny Greenberg
Neighborhood Gardens Trust
100 N. 20th St., 5th Floor
Philadelphia, PA 19103

Name of Garden: _____

Address of Garden: _____

Primary contact person: _____

Address/zip: _____

Phone: (day) _____ (evening) _____


(mobile) _____

How is the garden currently used? (check all that apply)

- growing vegetables
- growing flowers
- open space for sitting and other activities
- other: _____


**PLEASE PROVIDE AT LEAST THREE PHOTOS OF THE GARDEN ALONG WITH
THIS APPLICATION.**

1. How long has the garden been in existence?	_____ years
2. What is the approximate size of the garden?	_____ square feet




**Neighborhood
Gardens
Trust**

<p>3. If your site is used for gardening, please answer the following questions:</p> <p>How many garden plots exist at the site? _____</p> <p>How many individuals garden at the site? _____</p> <p>How many gardeners live in the neighborhood in which the garden is located? _____</p> <p>What is the estimated average number of years that individuals garden at this site? _____</p> <p>Is your site at capacity? Yes <input type="checkbox"/> No <input type="checkbox"/></p> <p>Do you have a waiting list? Yes <input type="checkbox"/> No <input type="checkbox"/></p>	
<p>4. What is the average gardening experience level of gardeners at the site?</p>	<p>Check One:</p> <p><input type="checkbox"/> Beginner</p> <p><input type="checkbox"/> Intermediate</p> <p><input type="checkbox"/> Expert</p>
<p>5. Do written bylaws/rules exist for the garden? If so, please provide a copy.</p>	<p>Yes <input type="checkbox"/> No <input type="checkbox"/></p>
<p>6. Does the garden hold regular meetings for its members?</p>	<p>Yes <input type="checkbox"/> No <input type="checkbox"/></p>
<p>7. If an individual wants to join the garden, what is the process for applying and joining?</p> <p>_____</p> <p>_____</p>	
<p>8. Please describe the ways in which the surrounding neighborhood is included within garden activities (if at all):</p> <p>_____</p> <p>_____</p> <p>_____</p> <p>_____</p>	



**Neighborhood
Gardens
Trust**

9. Is the garden affiliated or partnered with other organizations, civic associations, schools or churches (e.g., Penn State, PHS, local school, etc.)? If so, please list below: _____ _____ _____	
10. Describe any ways in which the garden provides benefits to the local neighborhood: _____ _____ _____	
11. Is the garden open to the public?	Yes <input type="checkbox"/> No <input type="checkbox"/>
12. What are the current sources of funding for the garden? (check all that apply) <input type="checkbox"/> Individual contributions <input type="checkbox"/> Membership dues <input type="checkbox"/> Events/special activities <input type="checkbox"/> Corporate/foundation contributions <input type="checkbox"/> Other: _____	
13. Has the garden won any awards or been recognized for particular achievements? If so, please briefly describe: _____ _____ _____ _____	
14. How is water provided to the garden? (e.g., from neighbor's house, fire hydrant, separate water line installed for garden, etc.) _____	



**Neighborhood
Gardens
Trust**

15. How is the garden maintained during the winter season (if at all)?

16. Please describe the physical condition of the garden in terms of its strengths and weaknesses (e.g., have recent renovations been performed, do fences or planting beds need to be replaced, is tree work required, etc.)

17. Does a future plan for the garden exist? Yes No

If yes, please list any programmatic and physical improvements the gardeners envision in the next five years:
